

## Capturing Links from the Vanderbilt Campus Libraries to Put into your OAK Class

If you want your students to read online articles housed in either the Eskin Biomedical Library or the Jean and Alexander Heard Library, you can place a direct link to those articles in your OAK class. It is typically a contract violation with our vendors to place the actual text of the article itself inside of OAK but you can place the link to the article inside of OAK and, when clicked, the students will go directly to the article and not have to log back into the library or to the article's vendor.

Here is how you do it.....

First you need to find and locate the link to the article you want. Log into the library here:

<https://login.proxy.library.vanderbilt.edu/login?qURL=http%3a%2f%2fwww.mc.vanderbilt.edu%2fdiglib%2f>

Put in your VUNetID and ePassword and then click the Login button.

**Restricted Resource**  
**Vanderbilt Users may login for access**

The resource that you have requested is provided by the Jean & Alexander Heard Library and/or the Eskin Biomedical Library for use by the students, faculty, and staff of Vanderbilt University.

It appears that Done

Please login to continue:

**NOTICE TO PEOPLE WHO HAVE AN E-PASSWORD:** You will need to login with your e-password. Users who do not have an e-password may ignore this notice and login as usual. Inactive sessions will time out after 60 minutes and will require you to login again.

**VUNet ID:** gordonjs  
**Password:** .....

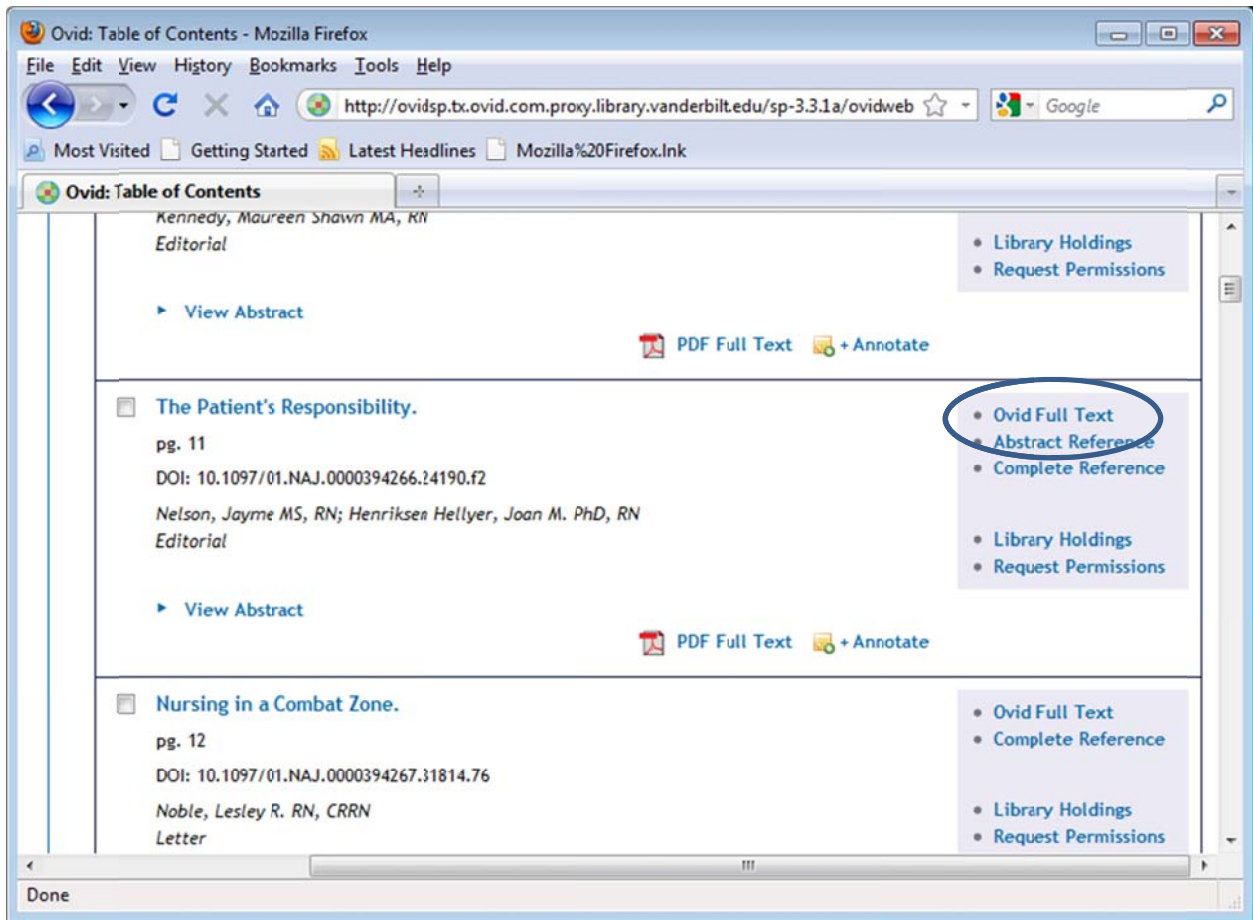
Login Clear

**Jean and Alexander Heard Library**  
VANDERBILT UNIVERSITY

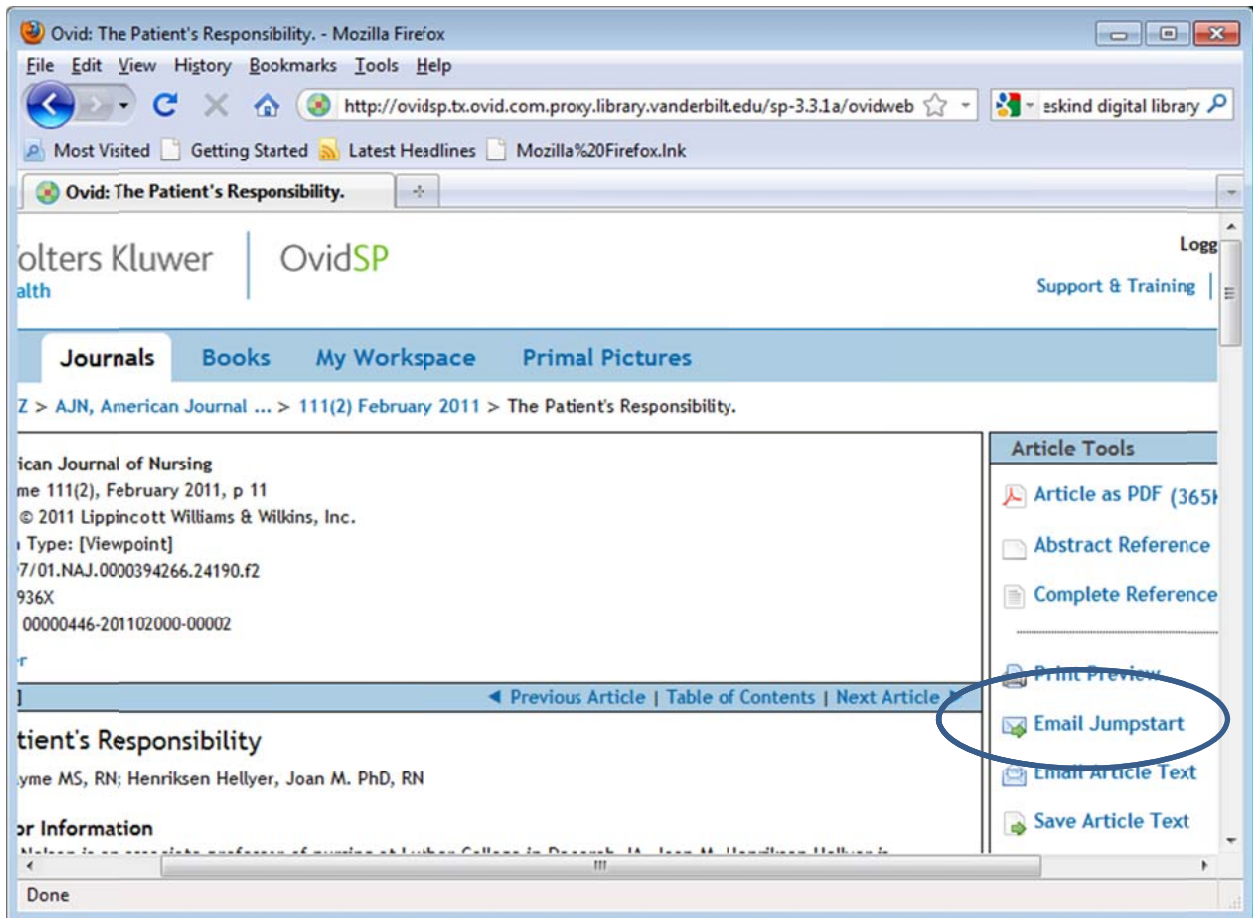
**Eskin Biomedical Library**  
VANDERBILT UNIVERSITY MEDICAL CENTER

- More information on VUNetID.
- Activate my VUNet ID (if I don't have one).

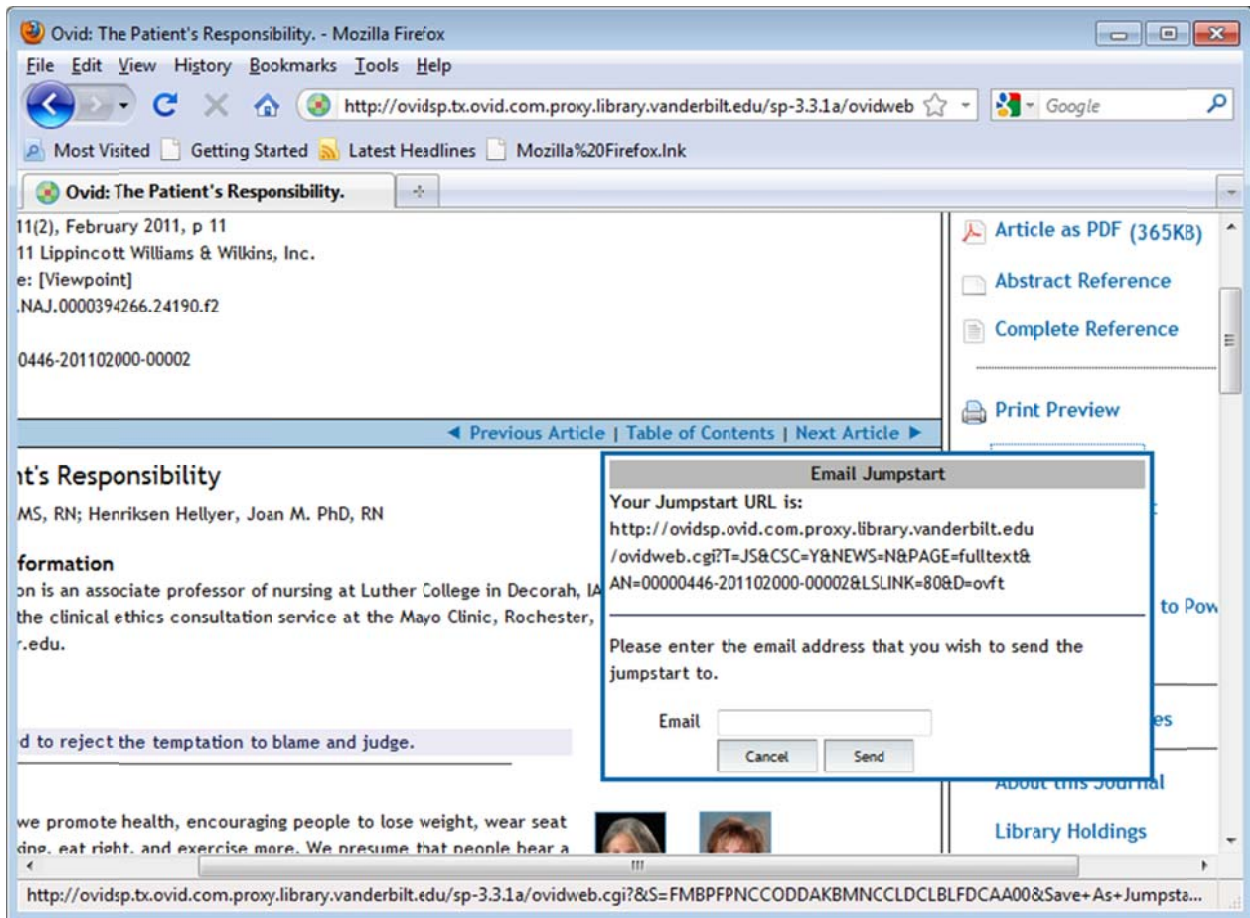
After going through a search you will find the journal and article you are interested in. For purposes here, we will assume the article of interest is "The Patient's Responsibility" in issue 111(2) of the American Journal of Nursing. Look right and click "Ovid Full Text".



That will present the article. Look right on the screen and click "Email Jumpstart".



You will then see the following window. You can either email the URL to yourself by putting in your email address in the textbox, OR you can copy/paste that ENTIRE URL (starting with "http" and ending with "ovft") into an editor like Microsoft Word or Notepad.



That gives you the following URL:

<http://ovidsp.ovid.com.proxy.library.vanderbilt.edu/ovidweb.cgi?T=JS&CSC=Y&NEWS=N&PAGE=fulltext&AN=00000446-201102000-00002&LSLINK=80&D=ovft>

Now you will prepend the following proxy text at the front of that URL you just copied. Prepend link:

<https://login.proxy.library.vanderbilt.edu/login?auth=vanderbiltlibrary&url=>

Make sure you grab all of it. It starts with https and ends with an equal sign after URL. So the total URL now looks like this:

<https://login.proxy.library.vanderbilt.edu/login?auth=vanderbiltlibrary&url=http://ovidsp.ovid.com.proxy.library.vanderbilt.edu/ovidweb.cgi?T=JS&CSC=Y&NEWS=N&PAGE=fulltext&AN=00000446-201102000-00002&LSLINK=80&D=ovft>

You will take the link above and either create an external link in Blackboard OR you can place the text of the link immediately above and put it into a textbox and use the Blackboard editor's hyperlinking capabilities to provide the link.

But, what if the article you want in the Library is from another vendor and not OVID? Then you are going to have to experiment to find the correct URL to append to the prepend link above. What you will do is find what you think is a good candidate for the URL, copy/paste it into a document you create in either Microsoft Word or Notepad or you can email it to yourself. Close all copies of your browser, wait about an hour, then assemble the link like above putting the prepend link in front of your link candidate. Copy/paste that new link (with the prepend link included) into your browser. If that brings up the article without taking you to a login page, then that link will work in OAK., so you can place it in OAK for your students. If it does not work then contact one of your Tier 1+ support people in your School for additional assistance. Tier 1+ support for each School on campus is located here:

<http://www.vanderbilt.edu/oak/help.php>

JSG: 2/19/11