



Tips & Tricks for Scholarly Presentations



Betsy Kennedy PhD, RN, CNE &
Ruth Kleinpell PhD, RN, FAAN
April 27, 2017

Objectives

- Style *elevating* substance.
- Avoiding death by PPT.
- Presence, poise, presentation power.

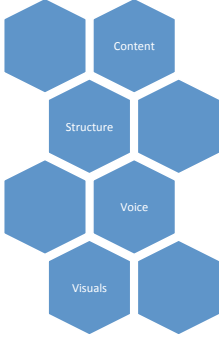


What makes you connect with a speaker?

- Think-Pair-Share



Memorable Presentations



Authentic Presence

LOGOS
Logic/reason/proof

Main techniques:

- Structure of the speech (opening/body/conclusion)
- References to studies, statistics, case studies...
- Comparisons, analogies, and metaphors.

ETHOS
Credibility/trust

Main techniques:

- Personal branding
- Confidence in delivery
- Cites credible sources

PATHOS
Emotions/Values

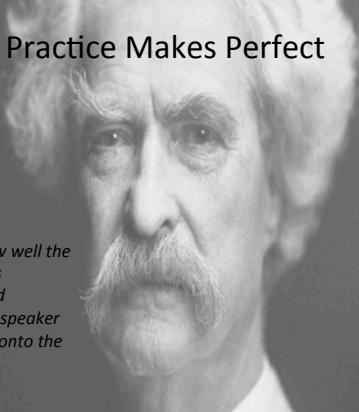
Main techniques:

- Stories
- Inspirational quotes
- vivid language

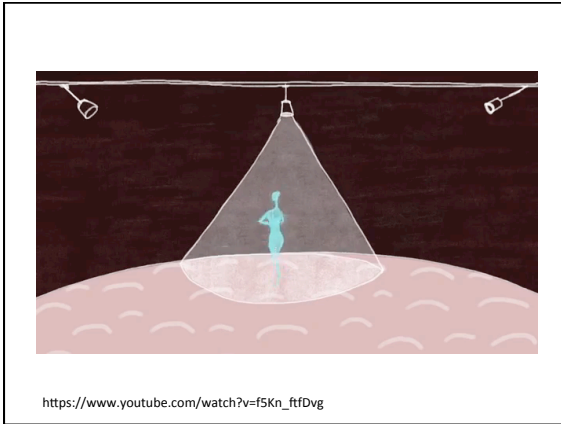
Content & Structure

Credibility **Passion**

Practice Makes Perfect



90% of how well the talk goes is determined before the speaker ever steps onto the platform.



Feedback

- Consultation with Center For Teaching
- Colleagues
- iPhone
- SIPPS

Engagement: Early & Often

- Establish relevance.
- Personalize.

Style

- The message is always the most important part of a presentation.
- However many factors impact the impression you leave on the audience & how much of your message they hear, and subsequently remember.
 - Authentic presence
 - Sound of voice and grammar
 - Movement and gestures

Slide Presentation Essentials

- General Recommendations
 - No more than 6-8 lines with 5-8 words per line
 - Font size to ensure readability
 - Be sure to proofread
 - Cite references/content sources
 - Be aware of copyright issues

Slide enhancements

- What do you want your audience to be doing?
 - Listen?
 - Read?
 - Think?
- Pictures are remembered more than words
- Appropriate use of figures, graphics
- Limit use of animations

Pay Attention To The Reaction of Your Audience!



Most Common Errors in Slide Presentations

- Poor choice of font style and font size
- Poor choice of colors
 - Background
 - Text
- Too much data
- Too many lines of text
- No obvious conclusion



<https://www.slideshare.net/PlusOrMinusZero/slide-presentation-guidelines>

Which slide conveys information best?

Literature Reviews

The purpose of a literature review is to summarize pertinent information on a topic.

Synthesis reviews and meta-analyses provide useful information on the state of the science of a topic.

Literature Reviews

The purpose of a literature review is to summarize pertinent information on a topic.

Synthesis reviews and meta-analyses provide useful information on the state of the science of a topic.



Jones P, Smith A et al. Journal Title, year, pages

Which slide conveys information best?

Intraoperative Fluid Administration

- Intraoperative fluid volume can directly impact postoperative outcomes including acid-base disturbances and edema formation.
- A recent study of 92,094 noncardiac surgery patients found that intraoperative fluid dosing at both liberal and restrictive amounts was associated with increased morbidity and postoperative respiratory complications.

Shin CH, et al 2017 Annals of Surgery 20:254-263.

ORIGINAL ARTICLE

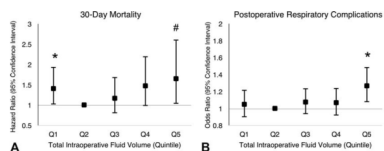
Effects of Intraoperative Fluid Management on Postoperative Outcomes

A Hospital Registry Study

Christina H. Shin, MD,* Dustin R. Long, MD,* Duncan M. Lam, MChB,*†
 Stephanie D. Grabitz, Cand. Med.,* Karim Ladha, MD, MSc,† Fanny P. Tinn, Cand. Med.,*
 Tharusan Thevanthasan, Cand. Med.,* Alberto Pieretti, MD,‡ Cristina Ferrone, MD,§
 Andreas Hoch, MD, PhD,* Thomas W. L. Scheeren, MD, PhD,|| Boyd Taylor Thompson, MD,**
 Tobias Korth, MD, ScD,||| and Matthias Eskermann, MD, PhD*

- Intraoperative fluid volume can directly impact postoperative outcomes including acid-base disturbances and edema formation.
- A retrospective analysis of 92,094 patients was conducted to examine the relationship of fluid administration and postoperative outcomes.

Shin CH, et al 2017 Annals of Surgery 20:254-263.



- Intraoperative fluid dosing at both liberal (>2700 ml) and restrictive (≤900 ml) amounts was associated with increased 30-day morbidity (A) and postoperative respiratory complications (B) [p=.0034, 0=.0032 respectively].

Shin CH, et al 2017 Annals of Surgery 20:254-263.


Presentation Pearls

- Maintain eye contact with audience members
- Begin with and/or integrate stories
- Engage audience
- Be prepared for technical glitches
 - Test video/audio
- Be mindful of the presentation timeline
- Dress for success



Women's Business Professional

Tip: Business professional attire should be worn for the most professional situations at work, including meetings and presentations.



Professional presentation dress: <https://www.sbu.edu/docs/default-source/file-at-sbu-documents/professional-wardrobe-rtbsp-pdf?sfvrsn=0>

Professional Dress

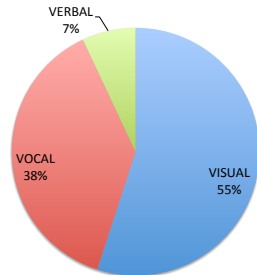
- “Keep it neutral, keep it classy, keep it covered”
 - Jewelry – keep to a minimum
 - If you have to question wearing an item, don't wear



<https://www.ou.edu/oubigxii/Excellent%20Dress.pdf>

Mehrabian Myth & Merit

- Most clues about intent behind words from non verbal sources.
- When verbal and non-verbal conflict, we believe the non-verbal.



Warming up



Movement



Critique the Speaker



Sound



- Speed
- Pauses
- Filler words
- Exercises

Talk low, slow, and not too much.

- John Wayne

Small Group Discussion

- Upcoming presentation
- Context
- Strategies to enhance



Summary: Key Points

- Scholarly presentations require attention to the content of material as well as the delivery.
- A number of strategies can be used to enhance a professional presentation:
 - Content and format
 - Authentic presence
 - Poise, appearance and dress
 - Perfecting presentation power

